

Draw Your Power Source

NAME _____

IF YOU COULD BUILD YOUR OWN POWER PLANT - WHAT WOULD IT LOOK LIKE?

You are so smart! From now on, the Room Picker Upper you invented is going to clean your room for you. But first, you need to design a power source to make your invention go.

Use the empty space to draw and color your personal power plant. Be sure to show ■ what you plan to use as an energy source, ■ how it will be converted to energy, and ■ how it will get to the outlet in your room.





Draw Your Power Source: A Big Tip

IF YOU COULD BUILD YOUR OWN POWER PLANT - WHAT WOULD IT LOOK LIKE?

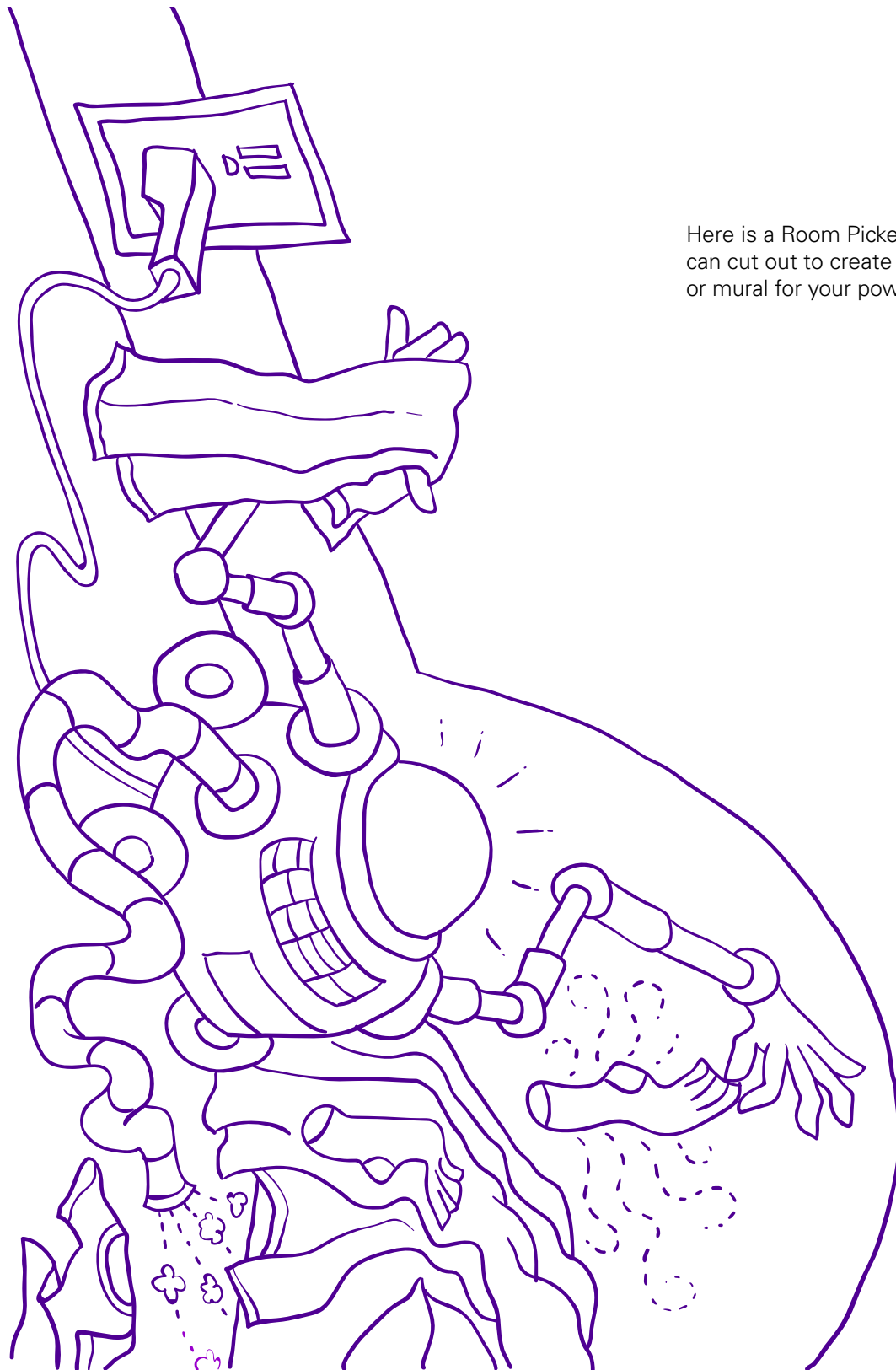
You could also cut out the Room Picker Upper, and glue it onto a larger sheet of paper, which could be big, or tall, or wide, so you can create a poster, or mural.

Now you have lots of room to create your own power plant, and show how the power gets to the outlet in your room.



Draw Your Power Source: Parts

IF YOU COULD BUILD YOUR OWN POWER PLANT - WHAT WOULD IT LOOK LIKE?



Here is a Room Picker Upper you can cut out to create a large poster or mural for your power plant.